



# Annual Evaluation Report

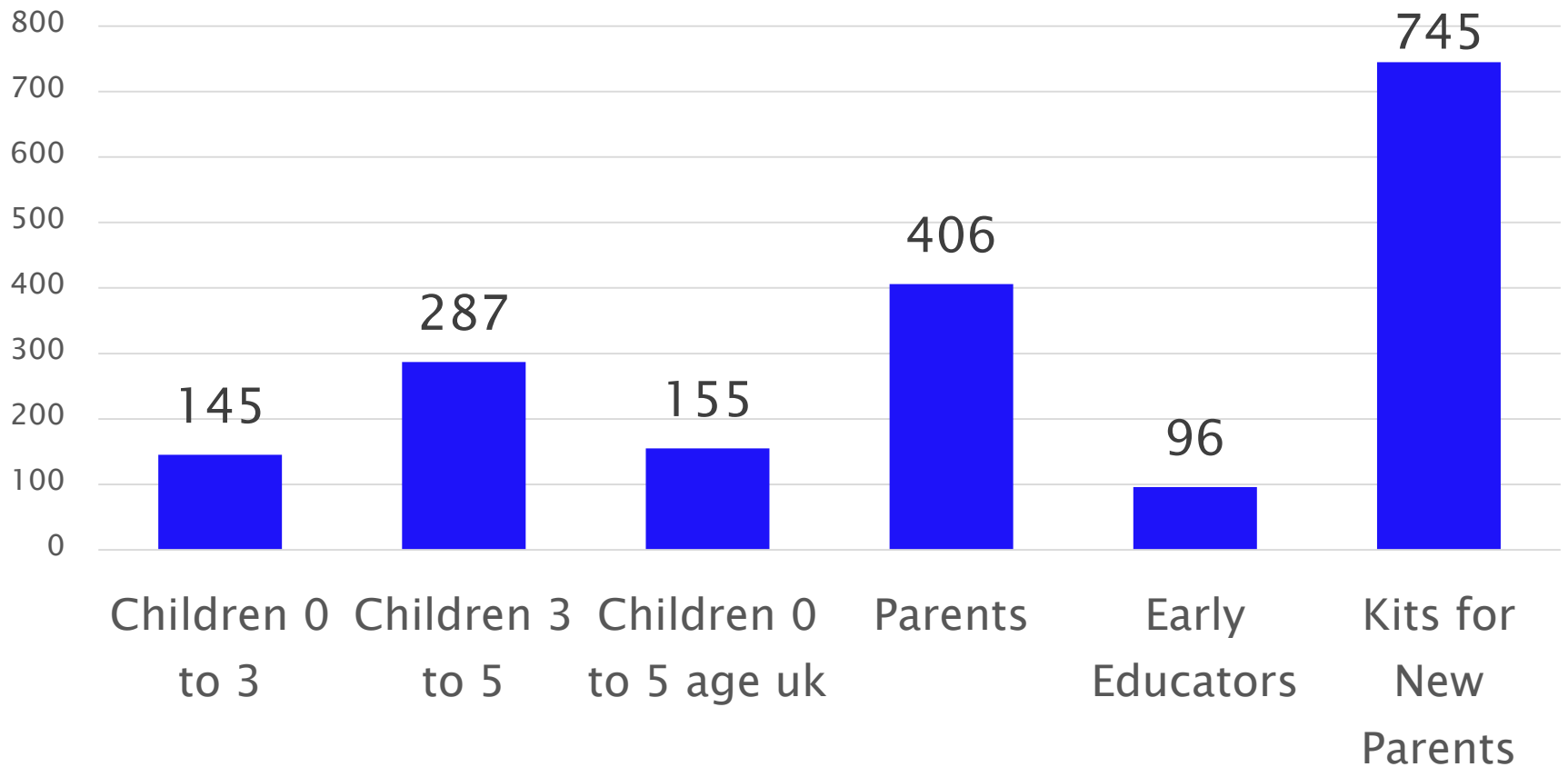
November 7, 2014

minicucci | associates

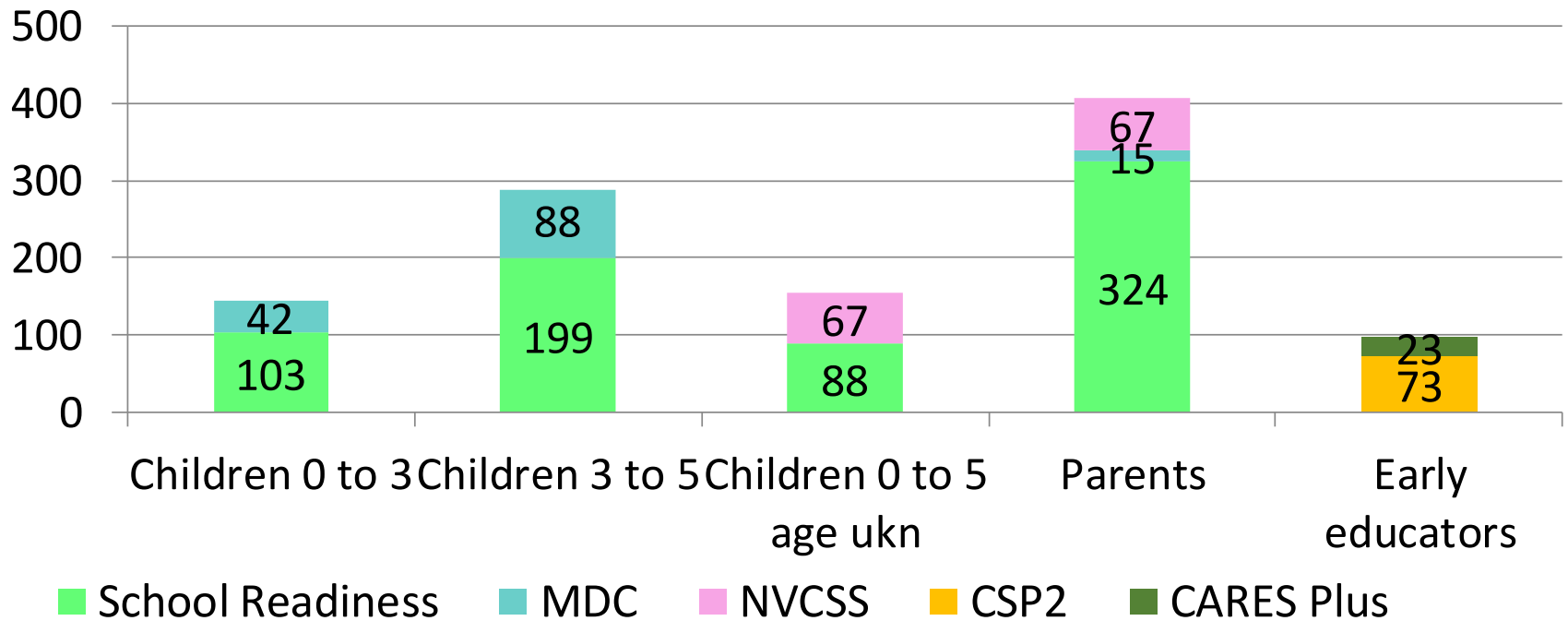
# Evaluation Report

- ▶ Clients and Services
- ▶ Outcomes
  - Mobile Dental Clinic
  - CARES Plus
  - Child Signature Program #2
  - School Readiness

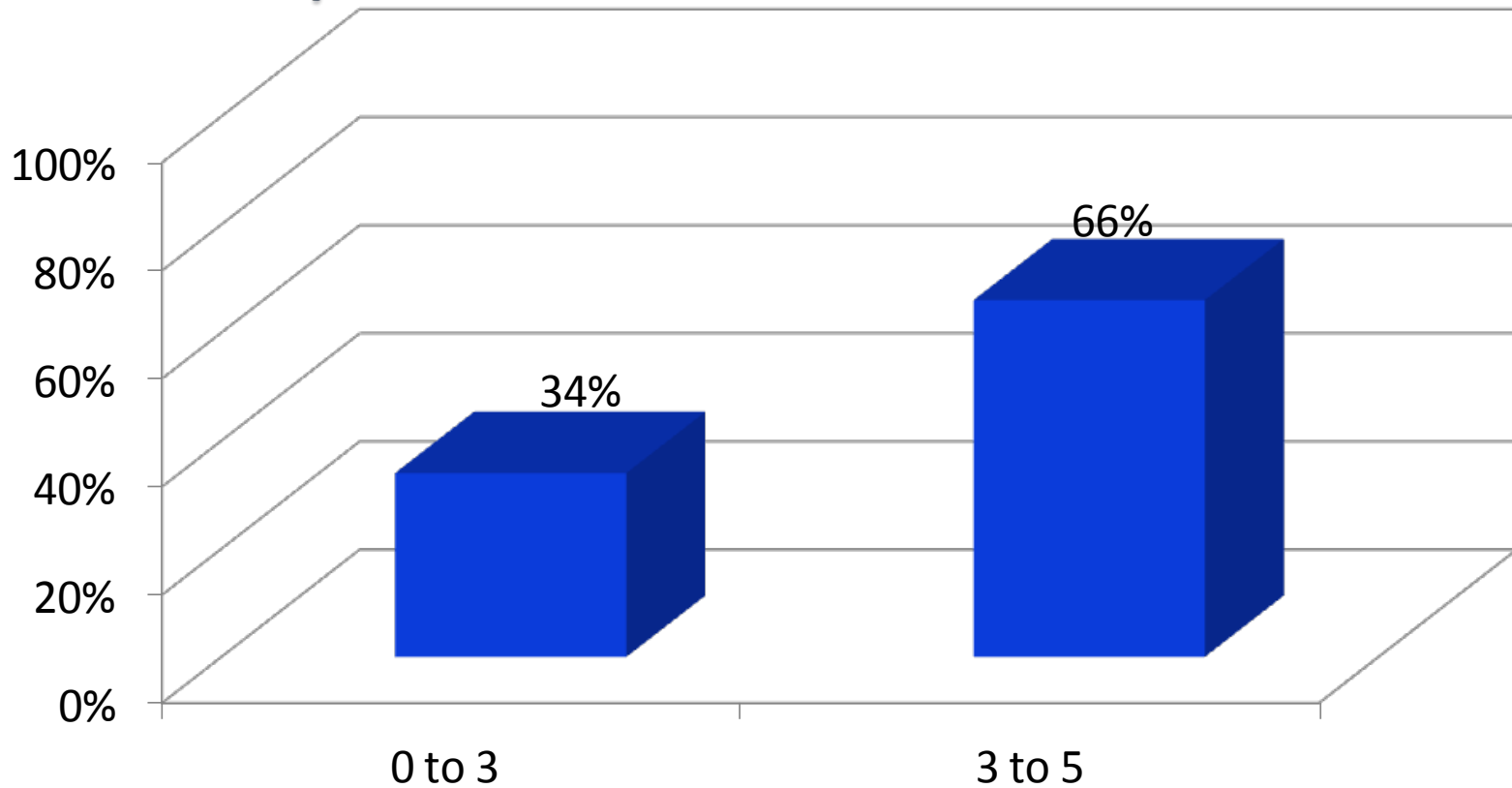
# Overview: 2013/14 Total Children and Parents Served



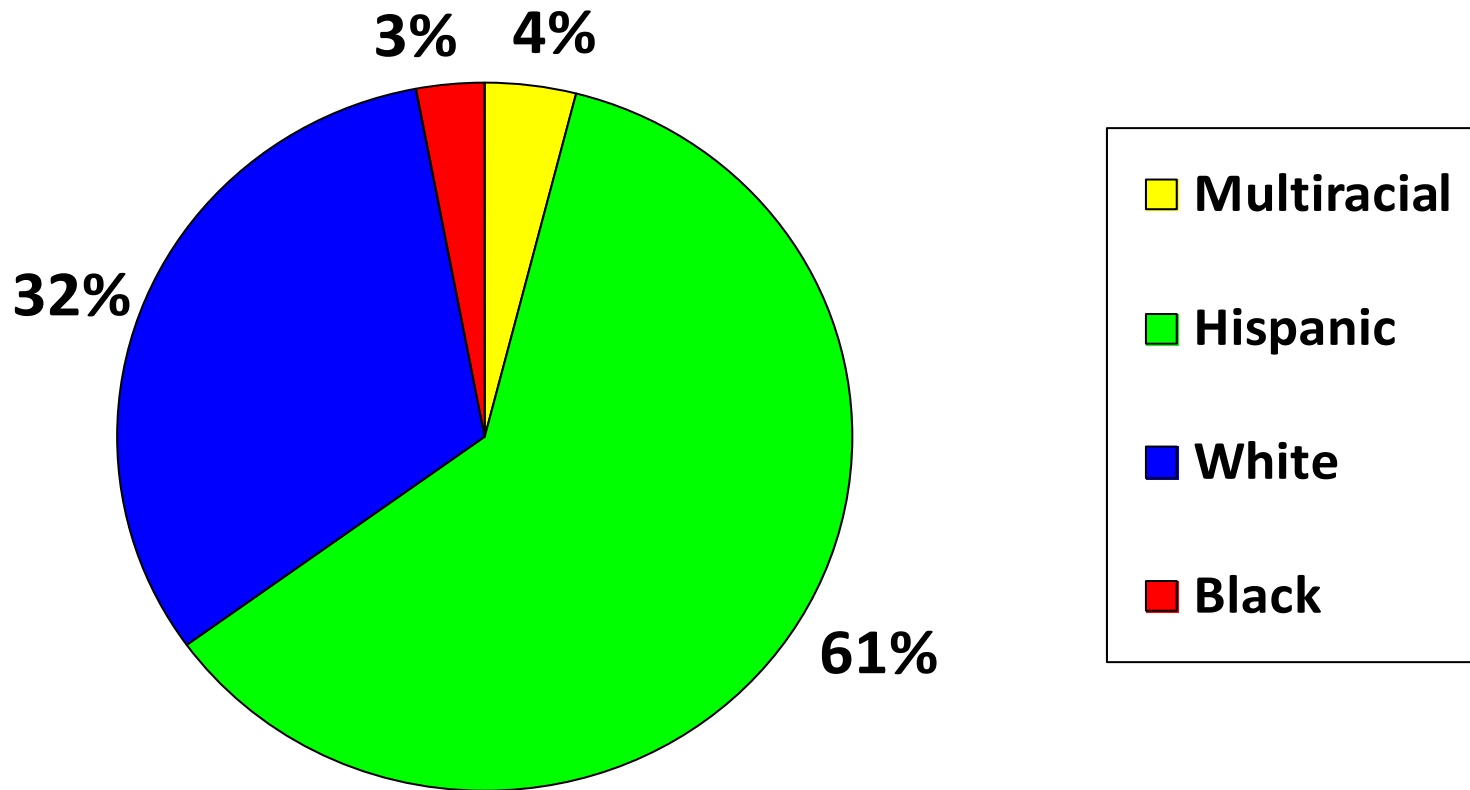
# Children, Parents & Providers Served by Program: 2013/14



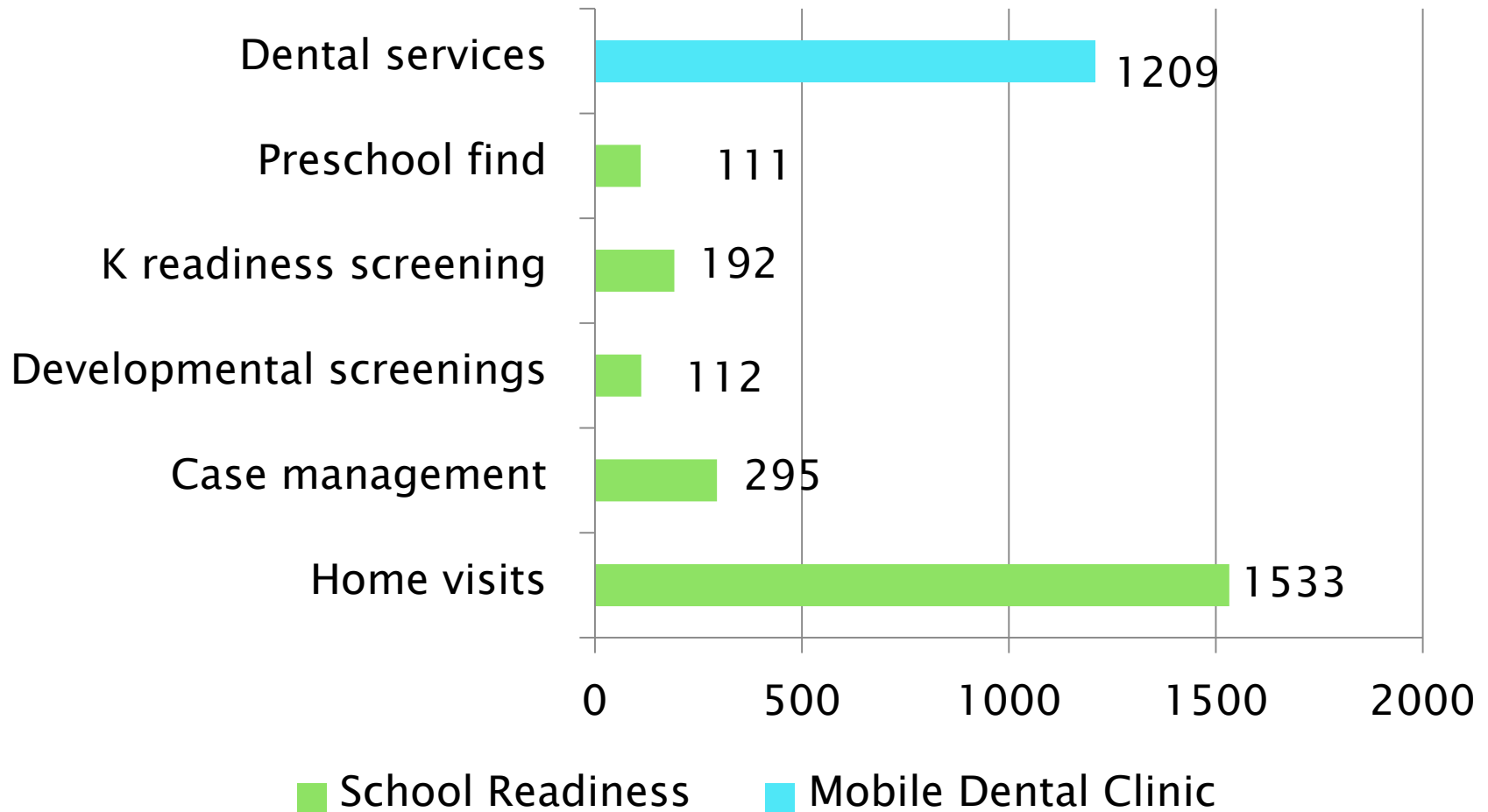
# Age of Children Served 2013/14



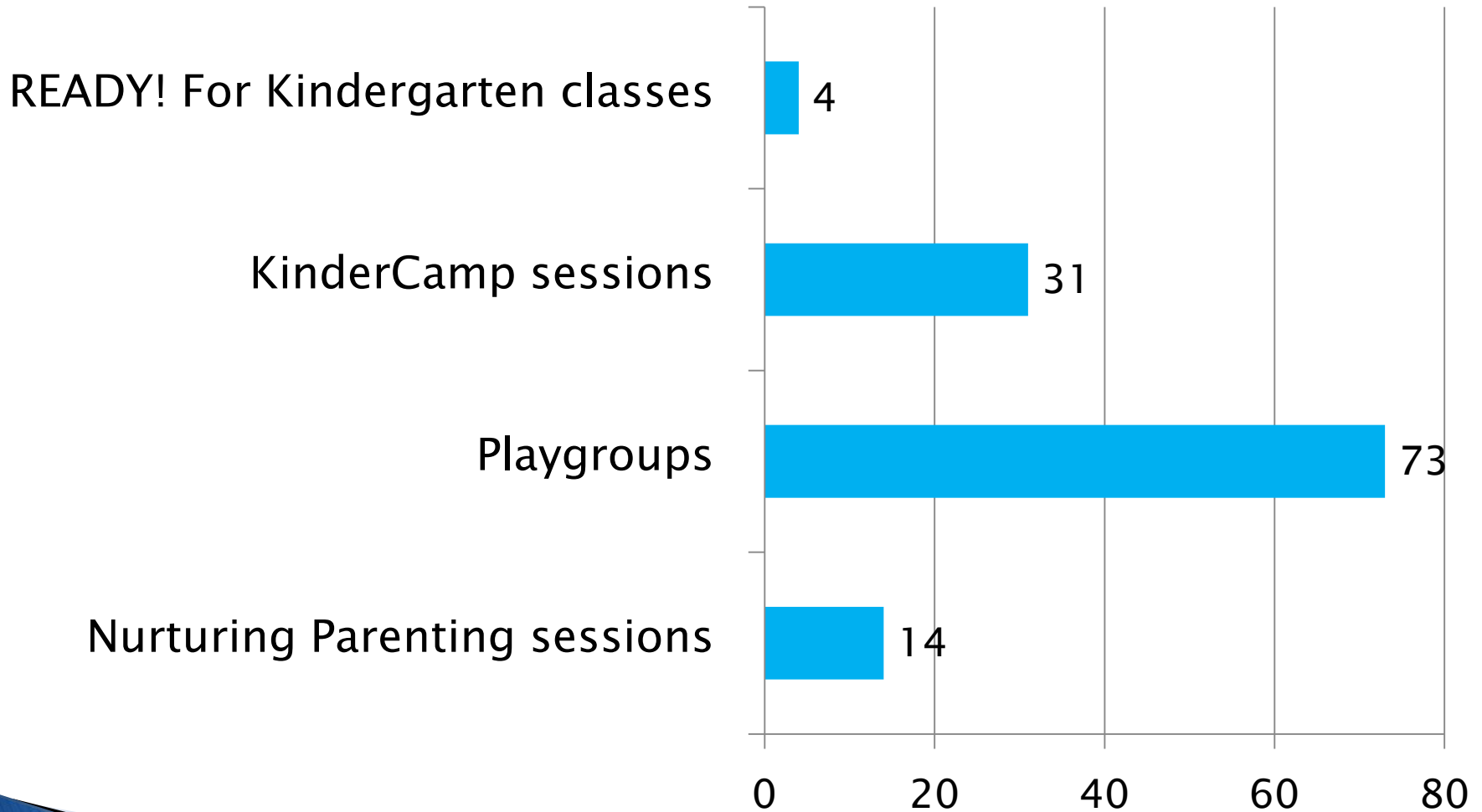
# Ethnicity of Children Served 2013/14



# Individual Services



# Group Services School Readiness





# West Street FRC Success Story

- ▶ NVCSS offers Food 4 Thought staff member classes and home visits to educate parents about making better choices concerning the foods their family eats and the physical activity they need to combat obesity. Participants have benefitted from the information, making the following comments to staff:

# West Street FRC Success Story

(Continued)

- ▶ “I didn’t know that sodium was the same thing as salt.”
- ▶ “No one ever taught me how to cook.”
- ▶ “I have had a crock pot for years and don’t know how to use it.”
- ▶ “I didn’t know that there was that much sugar in sodas.” (10 sugar cubes in a 12oz. can of Coca Cola)

# Mobile Dental Clinic Services



# Mobile Dental Clinic

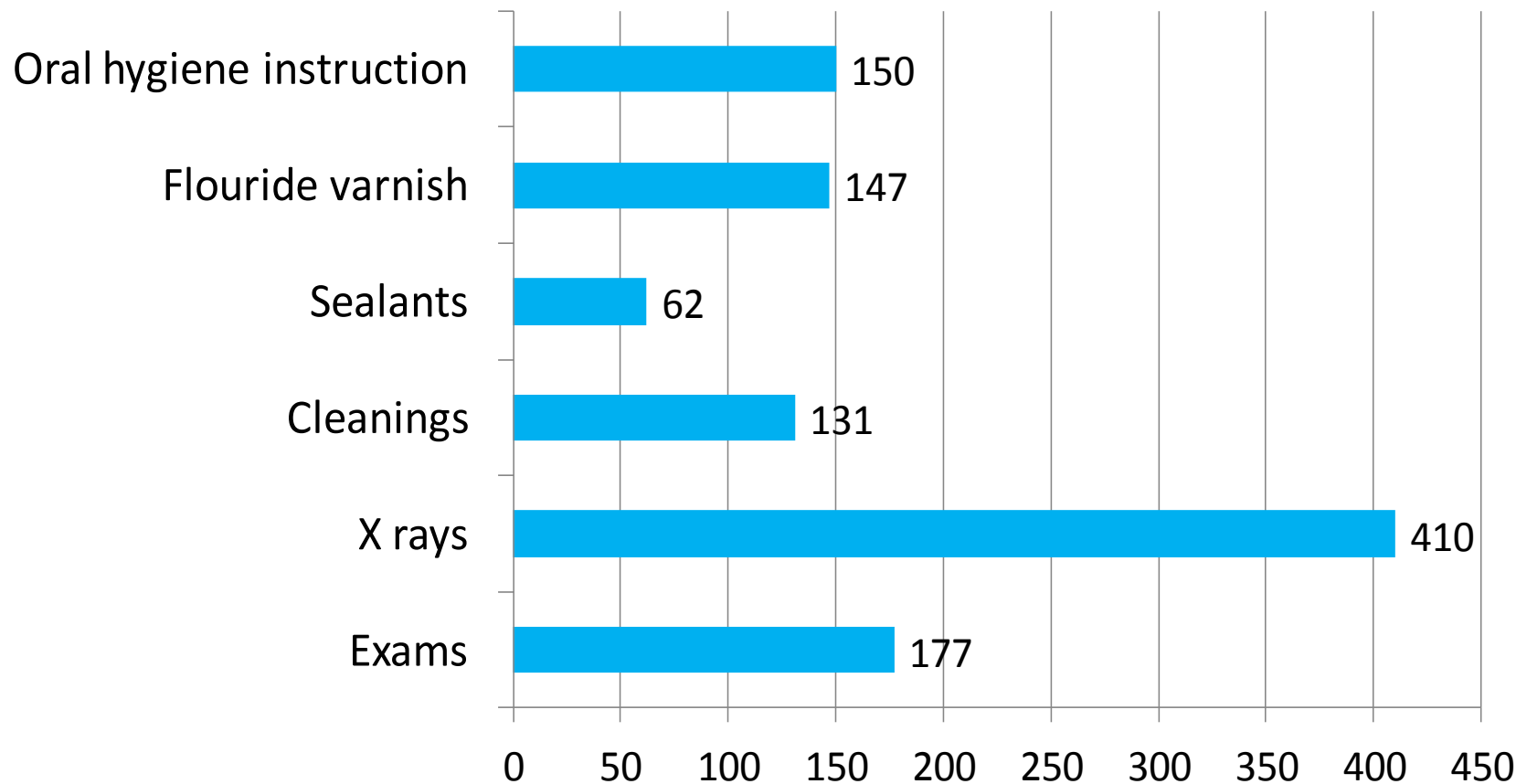
## ▶ Served

- 130 children 0 to 5
- 15 Pregnant women
- 24 children over 5

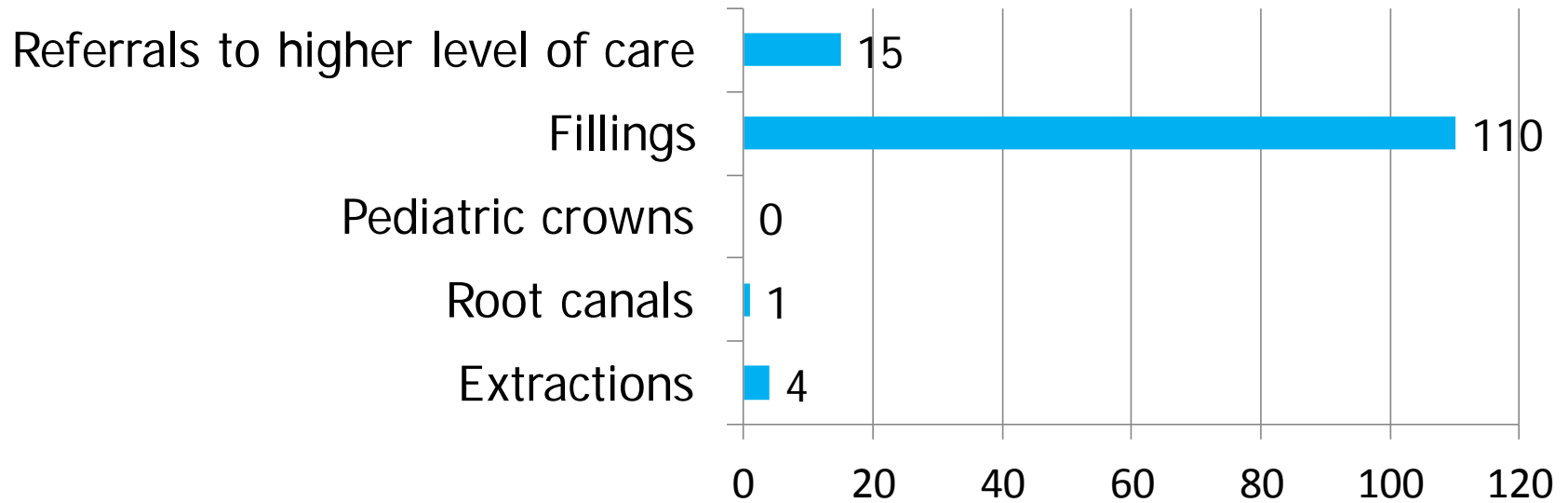
## ▶ Services

- 403 patient visits
- 1,209 dental services
- 15 referrals out for additional service

# Mobile Dental Clinic: Preventive Services 2013/14



# Mobile Dental Clinic: Treatment Services 2013/14



# Mobile Dental Clinic Success Story

- ▶ In March 2014, the Mobile Dental Clinic had a child come to the MDC for his first checkup. He turned out to be a very high risk case. Along with multiple dental issues, he did not have insurance. With his family not being documented we were unable to help him to obtain MediCal. With the help from First 5 Tehama and NVIH funds we were able to treat this child. With 8 visits and through two counties, 12 caries were completed on this child.

Thanks to First 5 Tehama and the MDC, more than \$1,500 worth of dental services were provided to this child free of charge.

# CARES Plus

Comprehensive Approaches  
to Raising Educational Standards



# CARES Plus Funding

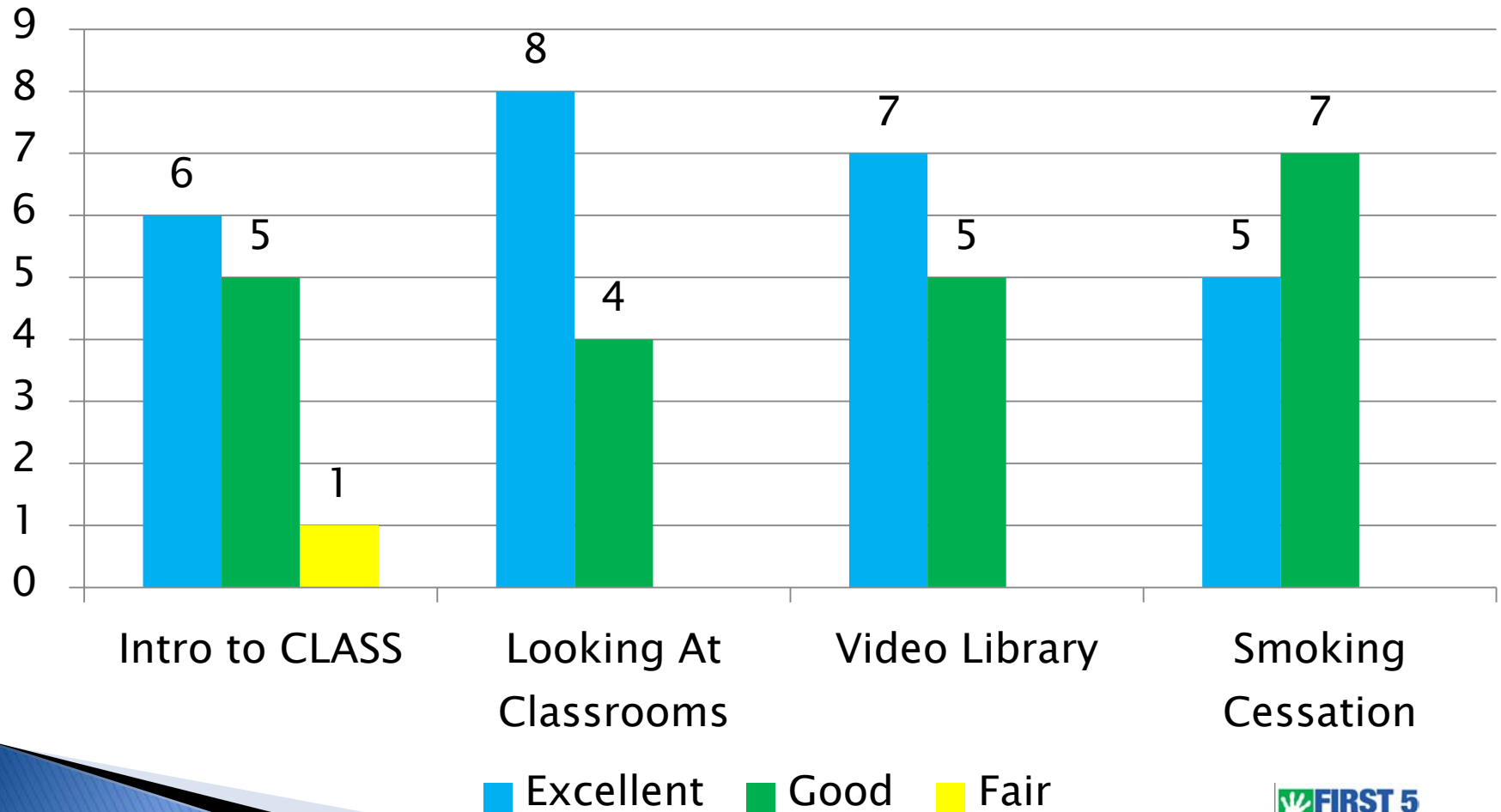
- ▶ \$50,000 from First 5 California
- ▶ \$63,825 Local funds from:
  - First 5 Tehama
  - NCCDI/Tehama Head Start
  - E-Center/Migrant Head Start
- ▶ Total: \$113,825
- ▶ 23 Participants completed in year 3

# CARES Plus

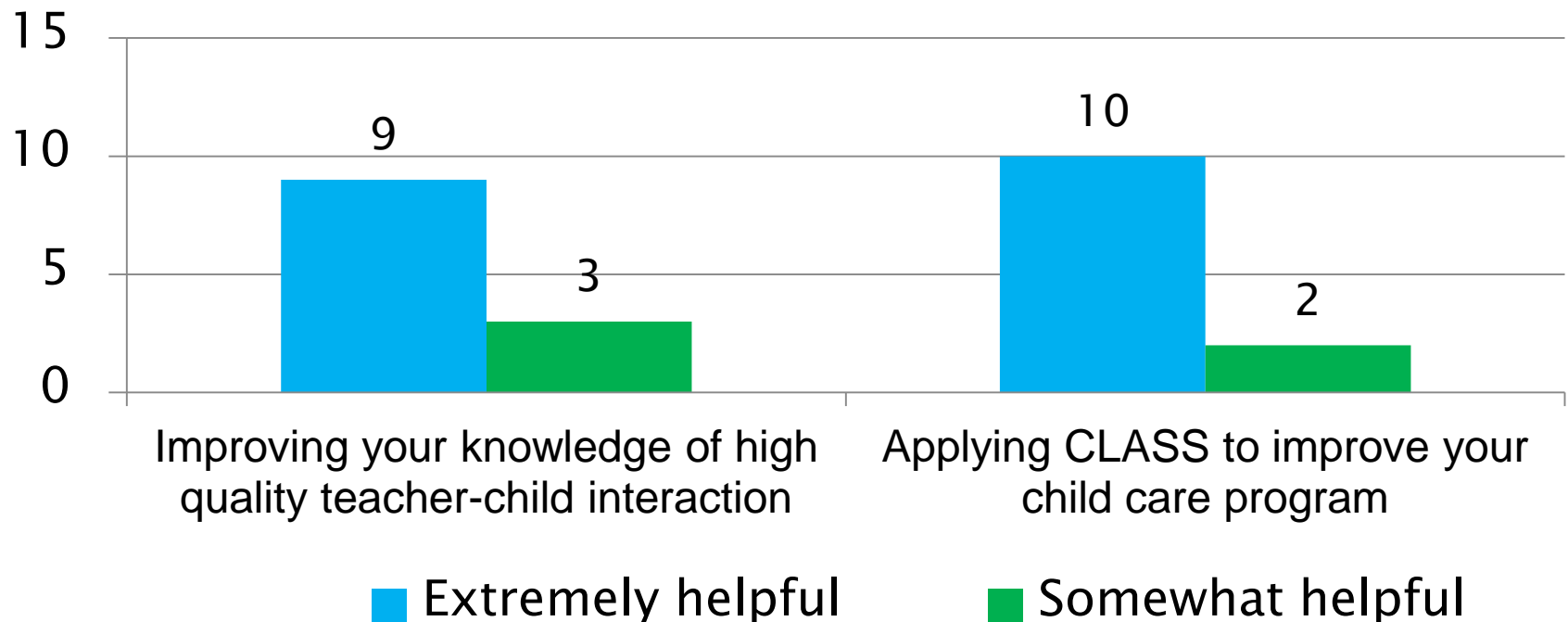
## Participant Outcomes

- ▶ 100% met with Professional Growth Advisor at least twice
- ▶ 67% said Professional Growth Advisor was extremely helpful
  - 14% somewhat helpful; 5% neutral; 14% no response
- ▶ 57% rated their computer skills as Proficient or Advanced by the end of the year
- ▶ 81% had high speed internet at home
- ▶ 29% used technical support from First 5 Tehama

# CARES Plus Participants Ratings of Online Courses



# CARES Plus Participants Report: Learning & Applying Information from CLASS (Classroom Assessment Scoring System)



# CARES Plus Barriers & Solutions

## ▶ Barriers

- Competing time commitments (4)
- Language barrier (2)
- Technology concerns (3)
- Other (3)
- None listed (11)

## ▶ Solutions

- Help from First 5 Tehama staff (2)
- Help from PGA, college instructor or co-worker (3)

# Suggestions for Improving CARES Plus: Update

- ▶ Newsletter every 2 or 3 months
- ▶ Different end of year survey for people who have already completed CLASS online classes

# Intent to Participate Next Year

- ▶ Definite Yes: 61%
- ▶ Definite No: 9%
- ▶ Maybe: 26%
- ▶ No Response: 4%

# Participants' Comments

- ▶ “What I’ve learned or just refreshed in my mind on what I needed to do in my class was awesome. I recommend this for everyone who wants [to] or is working with children.” *State Preschool Teacher*
- ▶ “This program opened my eyes to the different types of development a child care professional should focus on and achieve. Thanks to this program, I have a better understanding of instructional support and classroom organization.” *Private Preschool Teacher*



# Child Signature Program #2

# Child Signature Program #2

- ▶ Funded by First 5 California
- ▶ Administered by Tehama County Department of Education
- ▶ Goal: to enhance overall quality in early care classrooms in:
  - instructional strategies and teacher–child interactions
  - social–emotional development
  - parent involvement and support

# Child Signature Program #2

(continued)

- ▶ Two half time Early Learning Systems Specialists
- ▶ Specialists conduct readiness assessments, draft improvement plans and provide monthly coaching to participants
- ▶ Participants take online classes on CLASS tool (also used in CARES Plus program)

# Child Signature Program #2

(Continued)

- Tehama County Department of Education  
State Preschool 31 classrooms: 23 early care educators
- Northern California Child Development, Inc. 17 Head Start and Early Head Start classrooms: 50 early care educators
- Total: 73 early educators

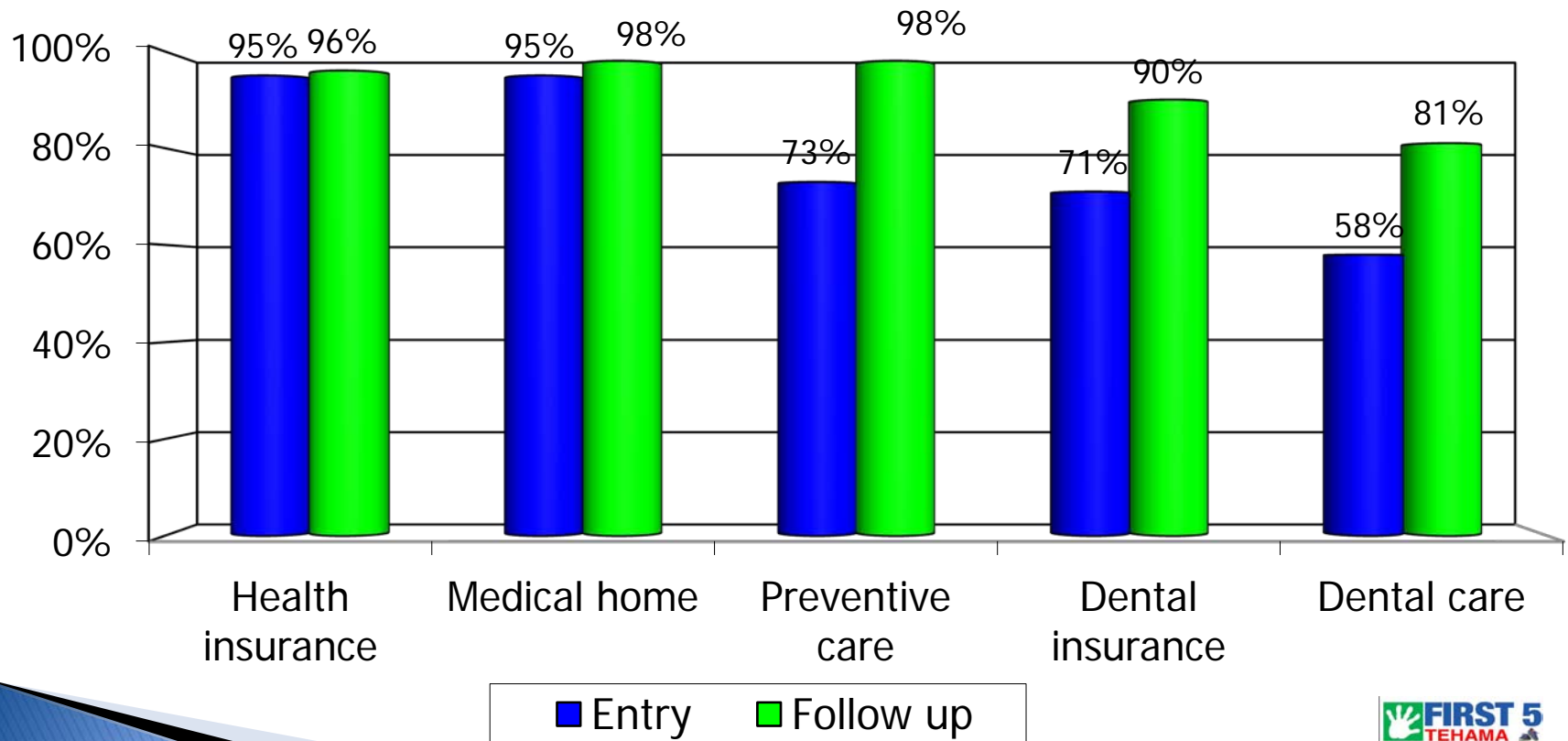
# School Readiness Project

# School Readiness Project

- ▶ Core families intake and follow up
- ▶ Parent Satisfaction Surveys
- ▶ Kindergarten Transition Survey Results

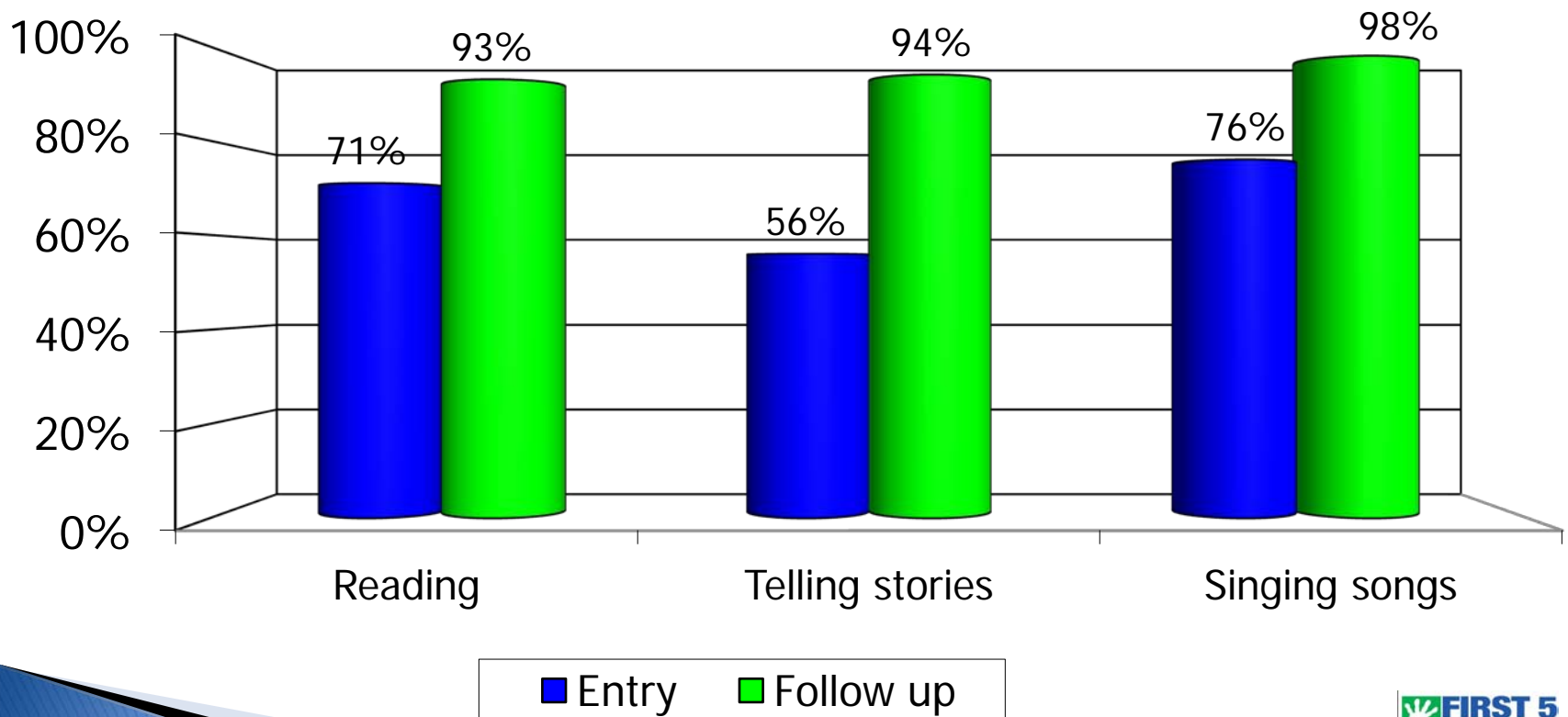
# Access to Health Care:

School Readiness Clients At Entry and at Six Month Follow Up: 84 clients



# Family Literacy Practices 3 or More Times a Week

School Readiness: 84 Clients





# READY! For Kindergarten

- ▶ Offered in class format
- ▶ Parents of children attending KinderCamp
- ▶ In home visits
- ▶ Parents receive kits to use at home with their children

# READY! Class Evaluations

## (21 Parents)

- ▶ 85% rated the content (literacy, math and social emotional) as Excellent, 15% as Very Good
- ▶ 100% of parents would recommend program to other parents
- ▶ 100% rated teachers as excellent

# READY! Evaluations

(Continued)

- ▶ Useful information for parents
  - How to teach their child (7)
  - Learning through play (6)
  - Encourage more reading (3)
- ▶ Parents will continue at home:
  - Practice letters, sounds or numbers(13)
  - Read more (7)
  - Other (3)
- ▶ Comments: Positive about class (14)  
*“I want to teach him something new each day.”*

# School Readiness Survey: Parent Satisfaction 83 Responses

- ▶ Gender: 88% female; 12% male
- ▶ Ethnicity:
  - Hispanic 63%
  - White 23%
  - Multiracial 2%
  - Native American 1%
  - Asian 1%, Other 1%, Unknown 8%
- ▶ Language: Spanish 58%, English 42%

# School Readiness Survey:

(Continued)

## ▶ Children

- 0 to 3: 82 children; 3 to 5: 66 children
- 5 special needs children

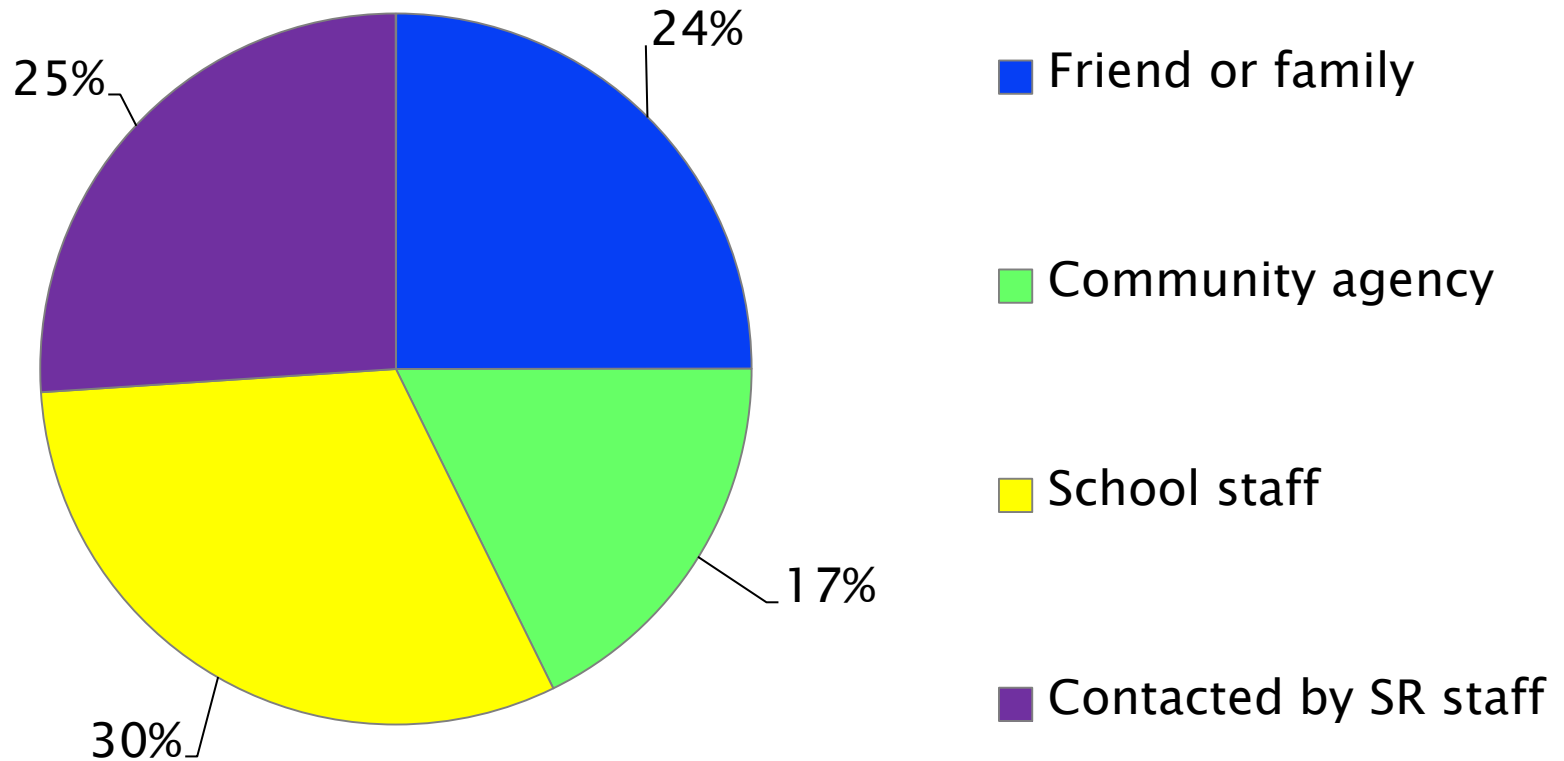
## ▶ Services

- 71% received home visits
- 27% participated in KinderCamp
- 33% participated in a play group

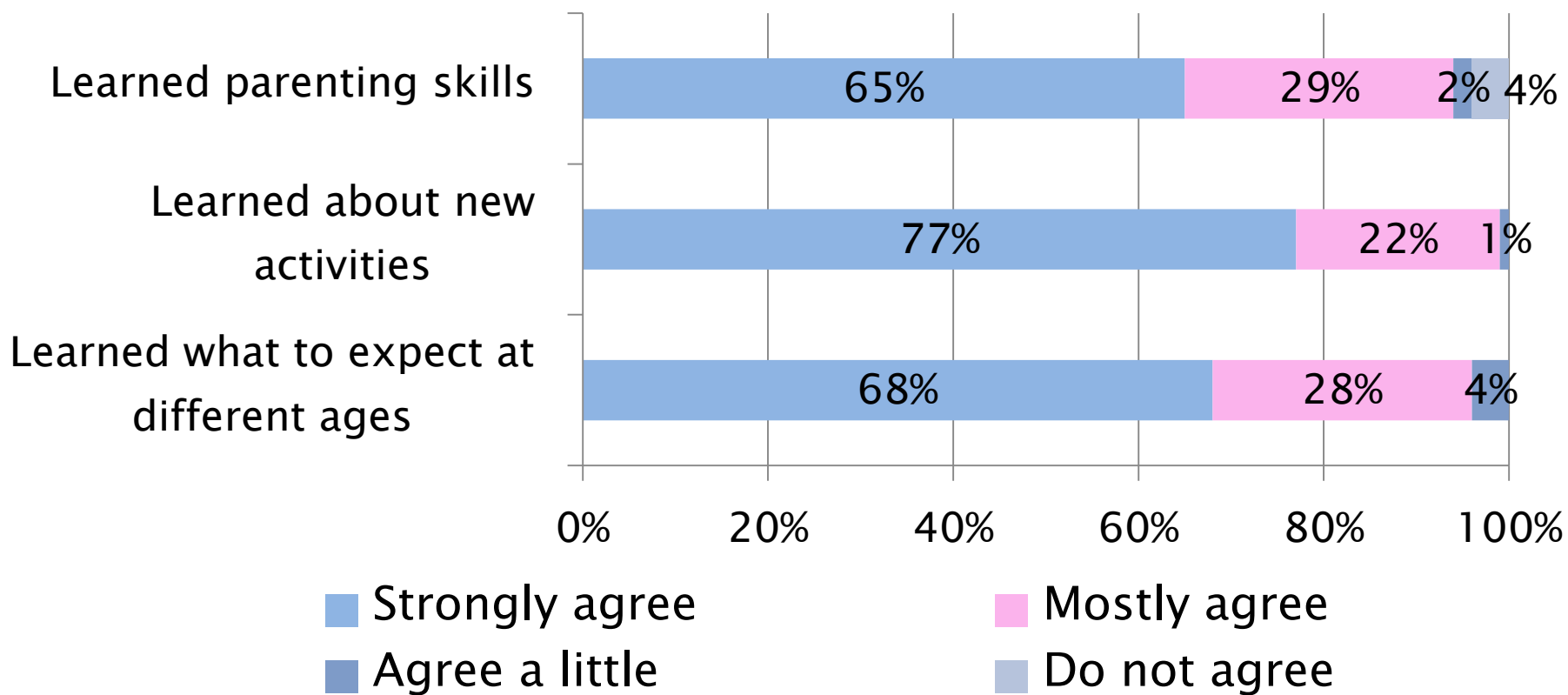
## ▶ Overall Satisfaction

- Excellent: 83 %
- Good: 17%

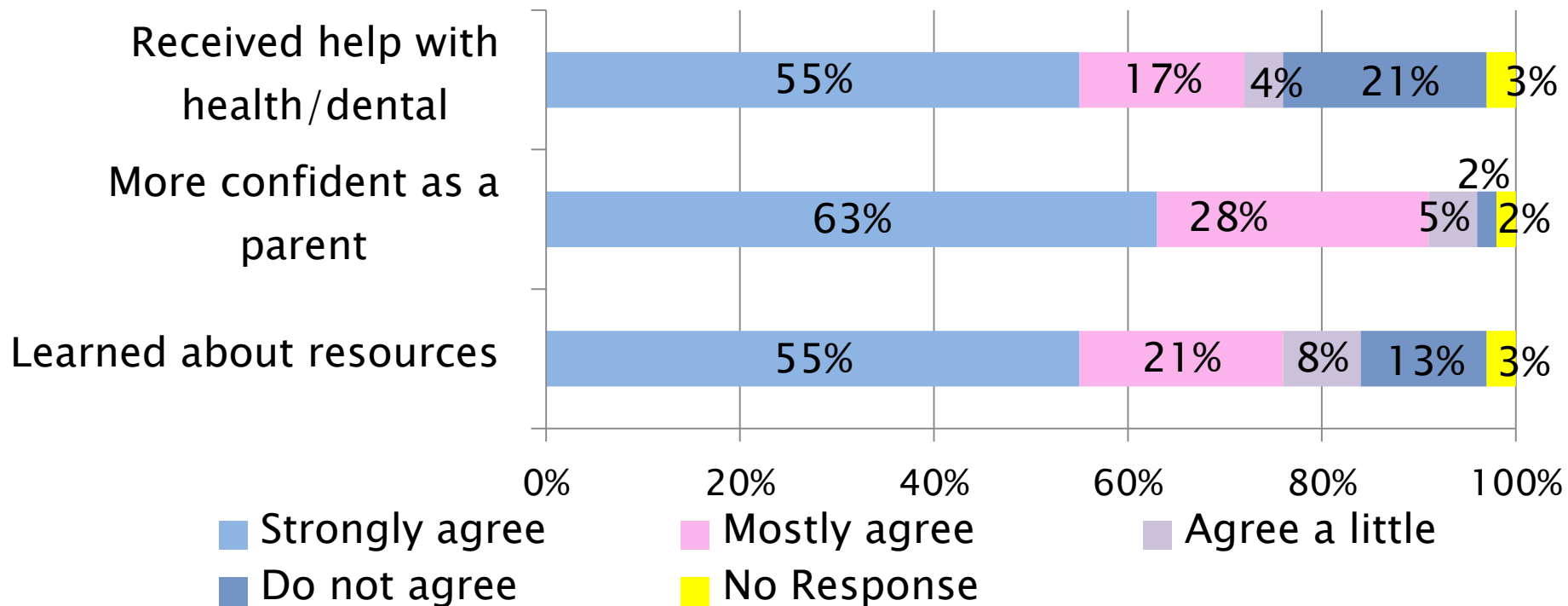
# School Readiness Survey: How Parents Heard About the Program



# School Readiness Survey: Parent Satisfaction



# School Readiness Survey: Parent Satisfaction (Continued)





# School Readiness Survey: Parent Comments

- ▶ **Desired changes**
  - More home visits (5)
  - More parent involvement (3)
  - Transportation to playgroup (3)
  - Playgroup 2 or more times/week (2)
  - Transportation and child care to ESL class (2)
- ▶ **Appreciative of program (5)**

# School Readiness Success Story

- ▶ A School Readiness Project home visitor was working with a mother with two children who had no transportation and refused to use the bus (TRAX). She was very fearful of not arriving to the destination and the schedule and language barriers were confusing to her. The home visitor was transporting her to her children's doctor and dentist appointments. The home visitor convinced her to use the bus, with support and encouragement and by riding the bus with her.

Now, she is riding the bus frequently to go to all of her appointments in Red Bluff. She tells other moms all about how easy it is to use the bus.

# School Readiness Success Story

(Continued)

- ▶ The home visitor did an ASQ on her four year old son and noticed that he was very low in the speech area so she referred him to the Department of Education. He was assessed and began to receive therapy. There were ongoing issues with transportation to the therapy appointments. The home visitor continued working with both of them and was able to get the school bus to provide transportation so he could attend speech therapy. With weekly speech therapy, his speech is improving. He is talking a lot and is also trying to speak English now.

# School Readiness Success Story

(Continued)

- ▶ He is four years old and not able to attend pre-school because they do not have transportation. The family is receiving home visits and mom makes sure that they are attending our weekly play groups and she reads, sings and tells stories every day to him and his baby brother with the home visitor's continued reminders and encouragement. The family is also trying to speak English now.

# School Readiness Project:

Trends in Readiness for Entering  
Kindergarten Students

# School Readiness: Kindergarten Transition Survey

- ▶ Results for seven years: 2007/08 through 2013/14
- ▶ 550 surveys in 2013/14
- ▶ Improved access to health care
- ▶ Improved access to oral health and ECE programs in Corning

# School Readiness: Kindergarten Transition Survey (Continued)

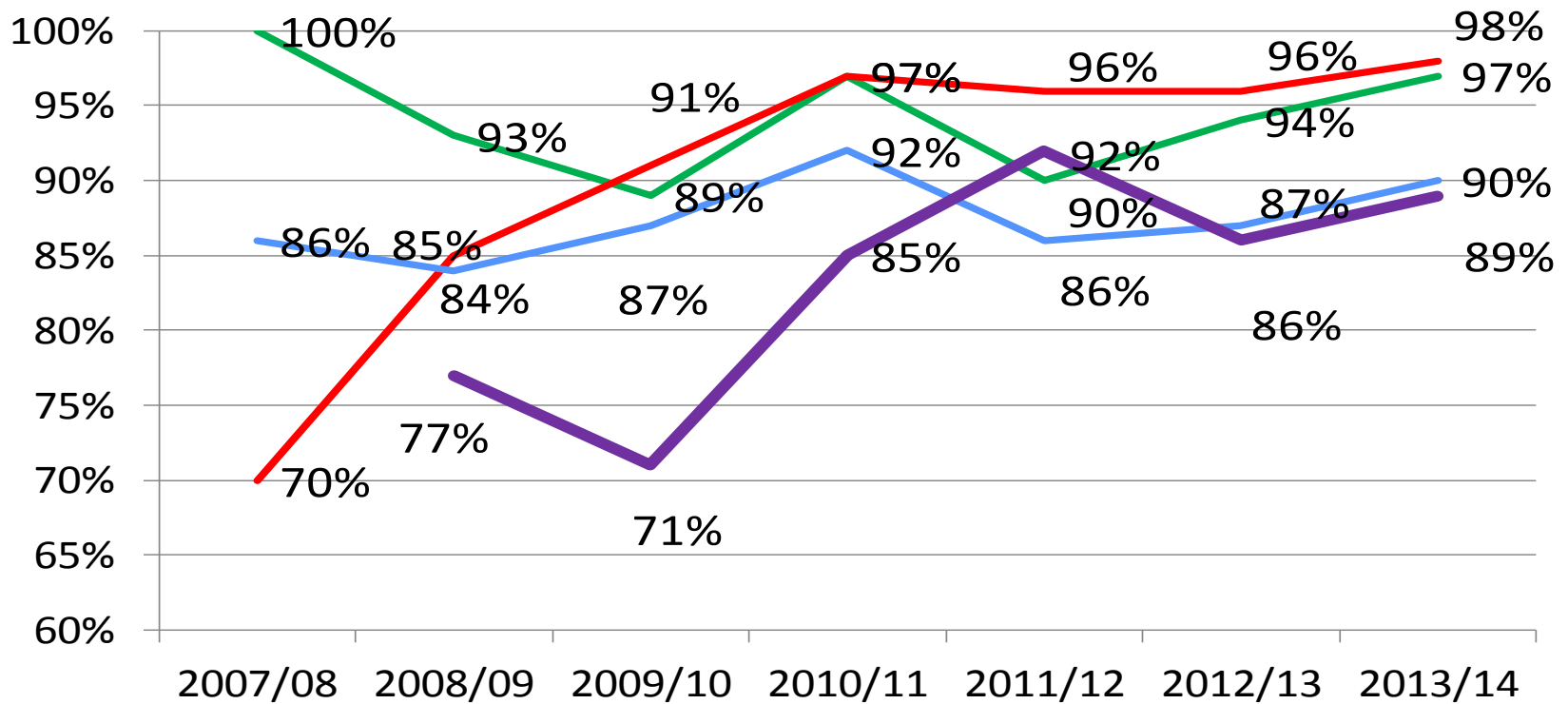
- ▶ Increase in percent of entering K students in Gerber/Los Molinos with formal ECE experience
- ▶ KinderCamp as sole ECE experience declined in Gerber and Los Molinos
- ▶ Slight increase in children with no prior ECE in Gerber and Los Molinos

# Schools

- ▶ **Original School Readiness Schools**
  - Los Molinos, Gerber
- ▶ **Corning**
  - Olive View, West Street, Woodson
- ▶ **Red Bluff Elementary**
  - Bidwell, Jackson Heights, Metteer
- ▶ **Low Need**
  - Antelope

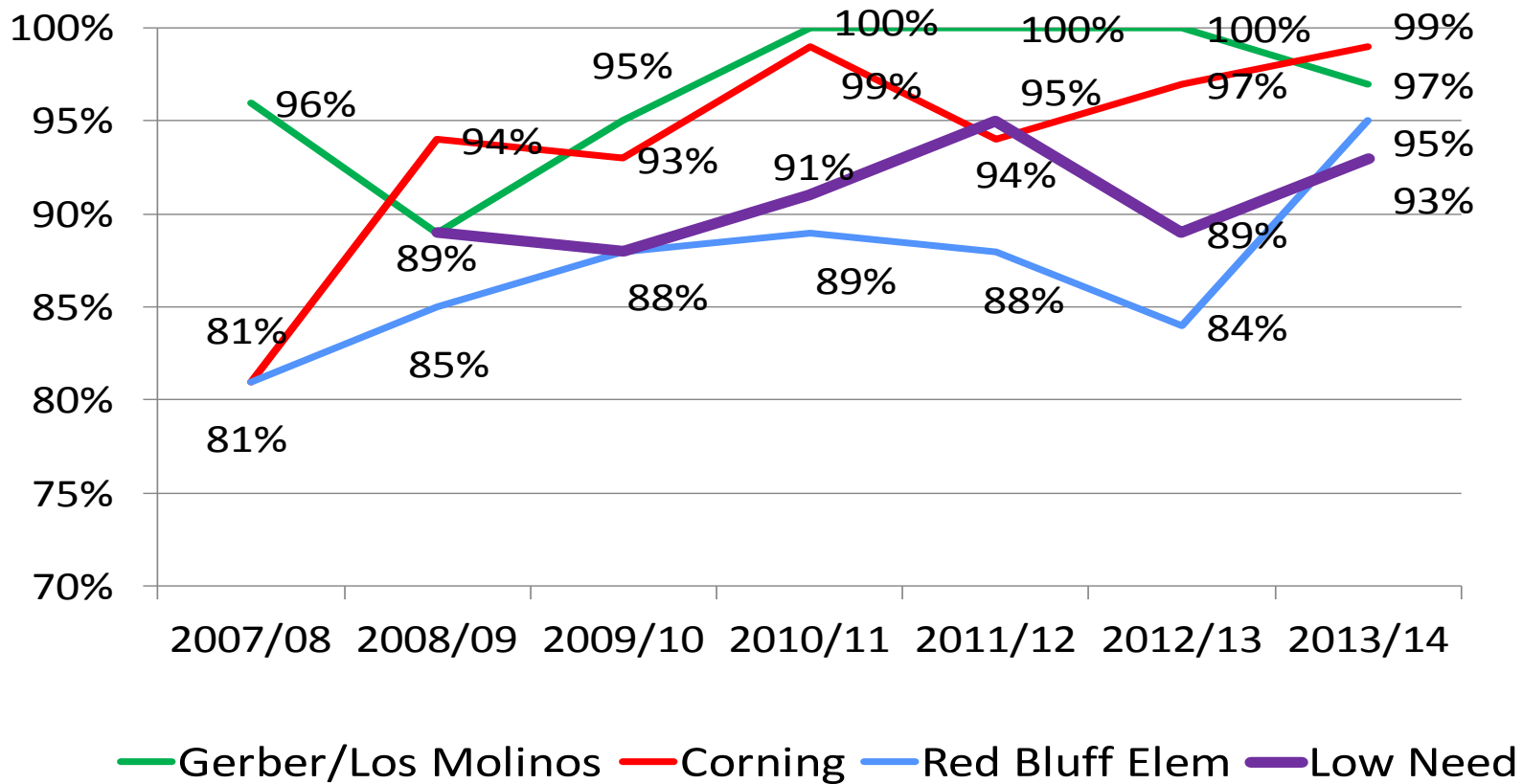


# Entering Kindergarten Students: Have Health Insurance

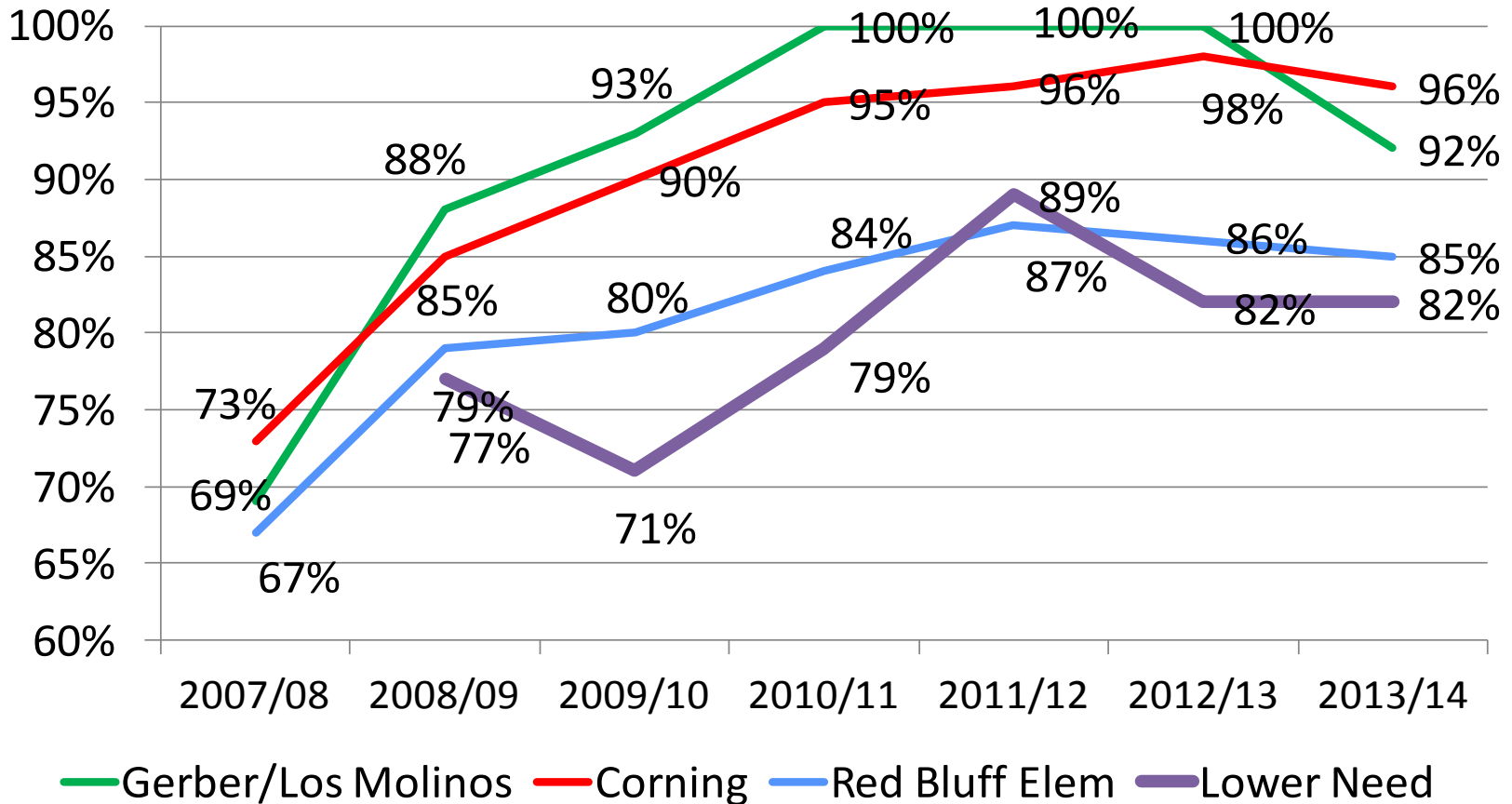


— Gerber/Los Molinos — Corning — Red Bluff Elem — Low Need

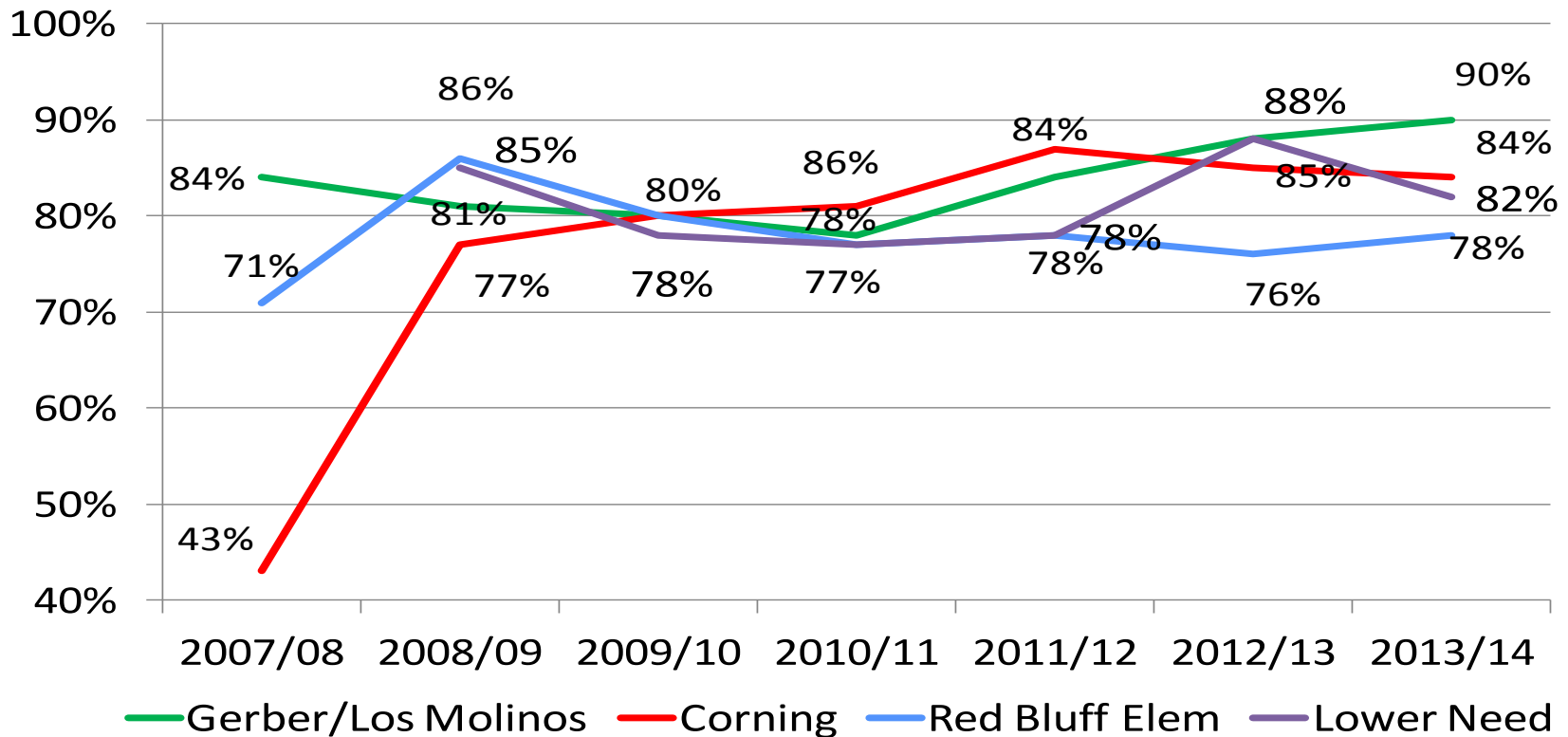
# Entering Kindergarten Students: Physical Exam Prior to Entry



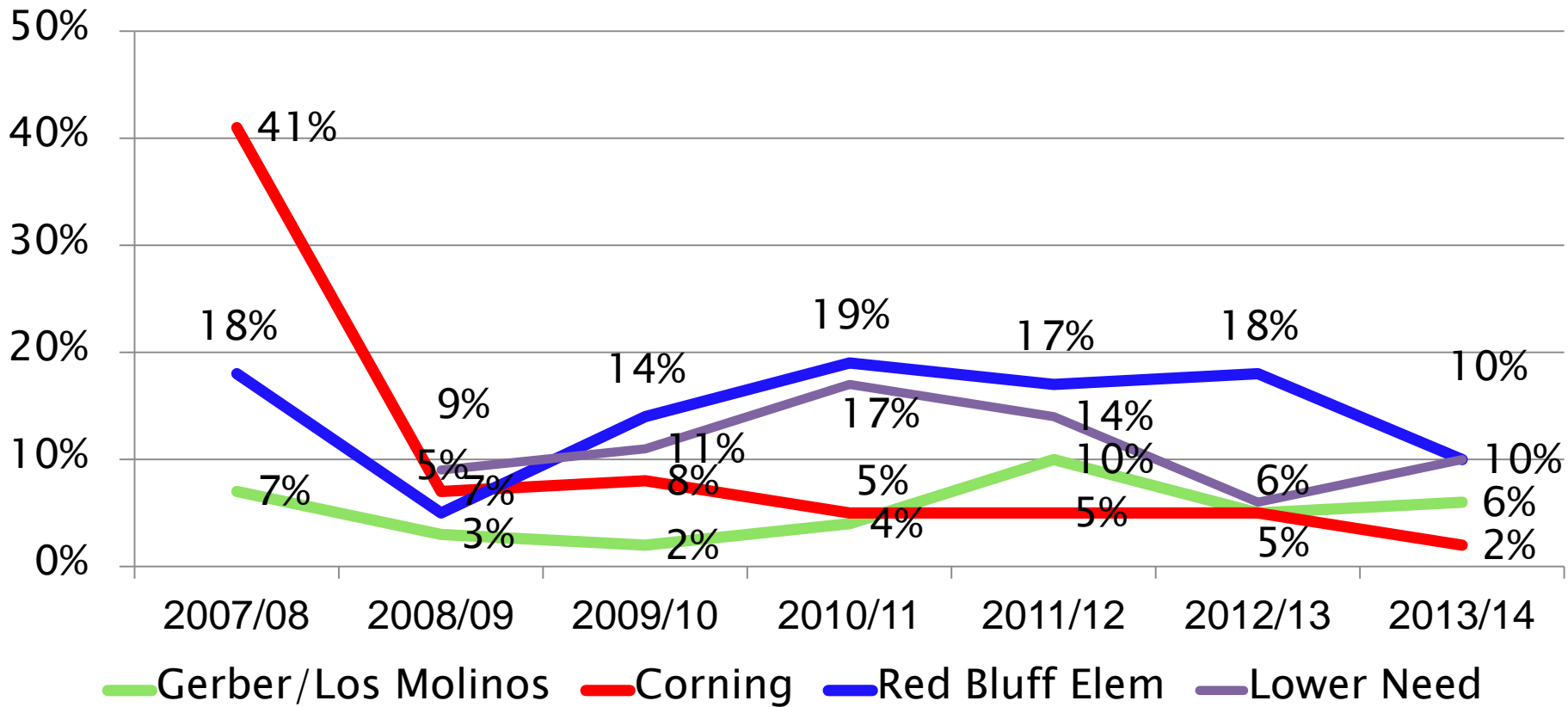
# Entering Kindergarten Students: Oral Health Exam Prior to Entry



# Entering Kindergarten Students: Participated in Head Start, State Preschool or Private Preschool

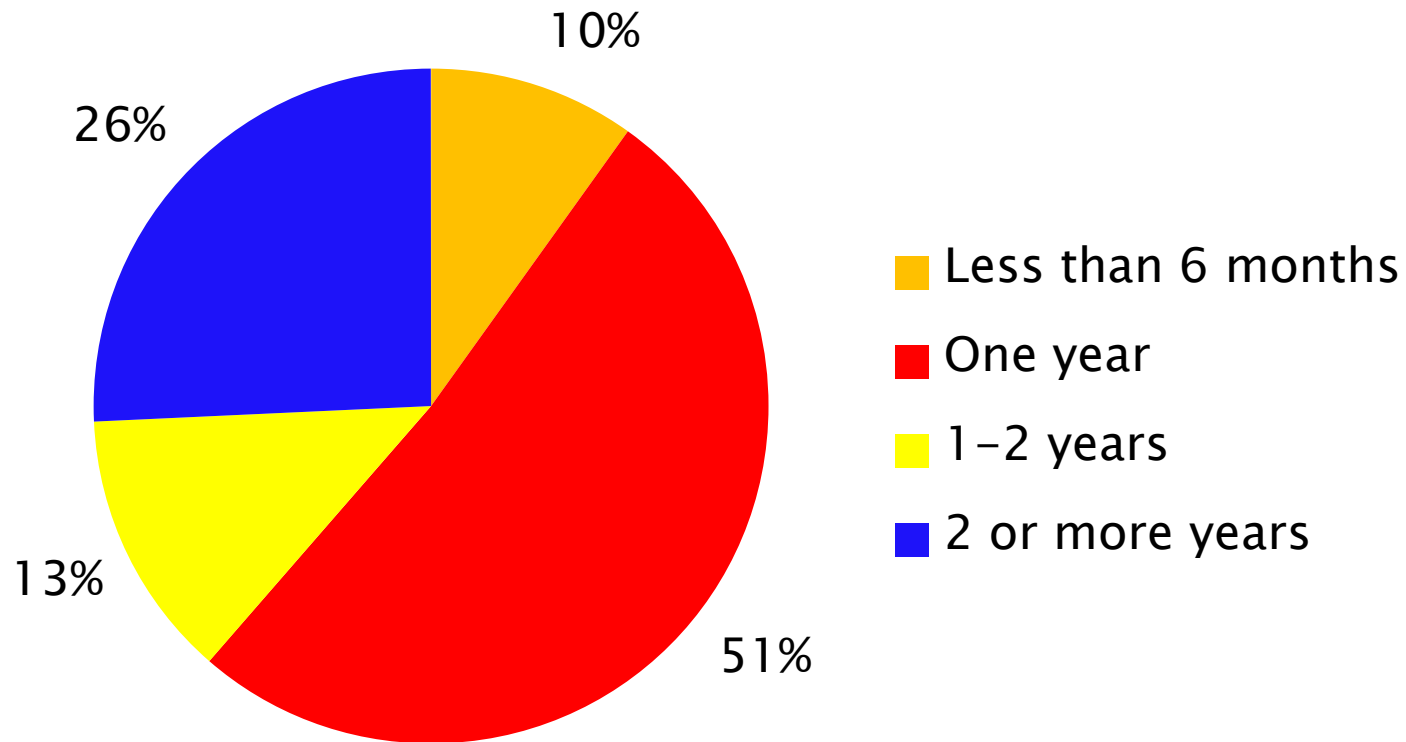


# Entering Kindergarten Students: No Prior Early Learning Experience



# Entering Kindergarten Students: Length of Time in Formal ECE Program

Fall 2014 Survey: Head Start, State Preschool or Private Preschool



# Themes

## ▶ School Readiness

- Large numbers of home visits, ASQ assessments and participation in classes and playgroups
- Improved health access for core families
- Improved family literacy practices for core families
- Addition of AmeriCorps members expanded the services offered
- 70% heard about the program from friend, family, agency or schools
- Parental satisfaction is high

# Themes (continued)

- ▶ Students served by School Readiness entering Kindergarten:
  - More likely to have access to health care
  - More likely to have oral health care
  - More likely to have formal early childhood education
- ▶ Many students without Preschool or Head Start in School Readiness sites and Red Bluff Elementary